


**SDA SERIES SOLID STATE RELAY**

**SDA-200A008S-5Z**  
**SDA-200A012S-5Z**  
**SDA-200A016S-5Z**

**DC Control AC Loading S.S.R**



**Specifications**

MODEL SERIES NO.	CONTROL VOLTAGE	MUST TURN OFF VOLTAGE	INPUT IMPEDANCE	LOADING CURRENT	LOAD VOLTAGE	MIN BLOCKING VOLTAGE	MAX OFF-STATE LEAKAGE	FREQUENCY RANGE	MAX 1-CYCLE PEAK SURGE
SDA-200A008S-5Z	3 TO 32 VDC	MAX 1.0 VDC	1.5 KΩ	8A	24-280VAC	600VAC	LESS 5 mA	47-70HZ	80A
SDA-200A012S-5Z	3 TO 32 VDC	MAX 1.0 VDC	1.5 KΩ	12A	24-280VAC	600VAC	LESS 5 mA	47-70HZ	120A
SDA-200A016S-5Z	3 TO 32 VDC	MAX 1.0 VDC	1.5 KΩ	16A	24-280VAC	600VAC	LESS 5 mA	47-70HZ	160A

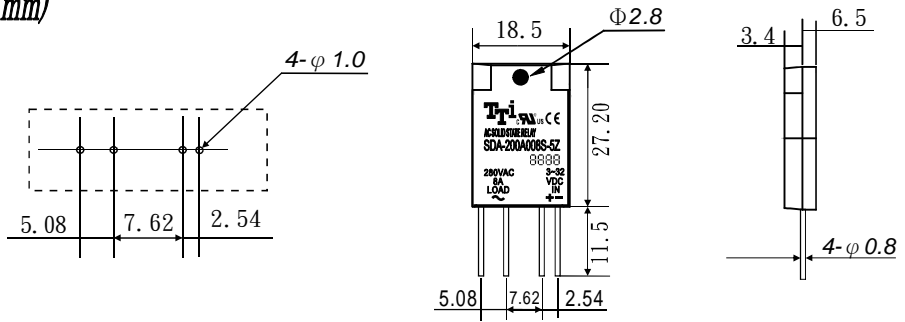
MODEL SERIES NO.	MAX OFF STATE dv/dt	MAX ON-STATE VOLTAGE DROP	ISOLATE IMPEDENCE	DIELECTRIC STRENGTH INPUT-OUTPUT	DIELECTRIC STRENGTH INPUT/OUTPUT-CASE	TURN ON TIME	TURN OFF TIME	CAPACITANCE IN-OUT	WEIGHT (g)
SDA-200A008S-5Z	200 V/μSEC	1.5VACrms	10 <sup>9</sup> Ω	4000 VACrms	—	LESS 2 msec	LESS 1/2 AC CYCLE	LESS 15 PF	10 g
SDA-200A012S-5Z	200 V/μSEC	1.5VACrms	10 <sup>9</sup> Ω	4000 VACrms	—	LESS 2 msec	LESS 1/2 AC CYCLE	LESS 15 PF	12 g
SDA-200A016S-5Z	200 V/μSEC	2.0VACrms	10 <sup>9</sup> Ω	4000 VACrms	—	LESS 2 msec	LESS 1/2 AC CYCLE	LESS 15 PF	12 g

**PARTS NO.**

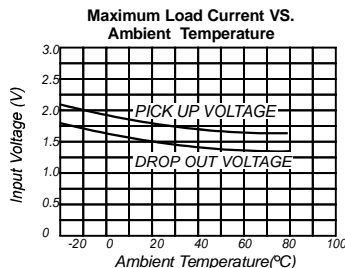
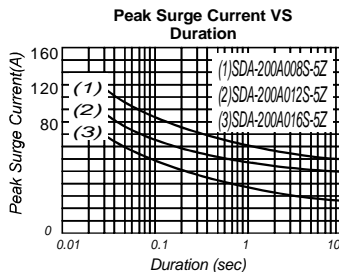
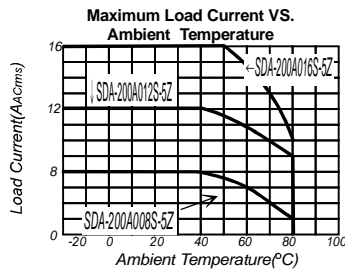
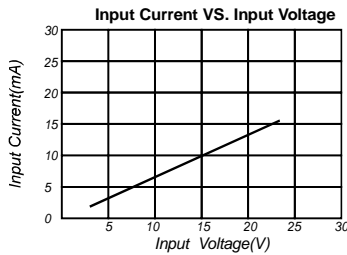
**SDA-200A008S-5Z**

Switching Type : Z = Zero Crossing  
Packing : 5 = SIP Of IC Packing Type  
Phase : S = Single Phase  
Loading Current : 008 = 8A, 012 = 12A, 016 = 16A  
Control Voltage : A = 3-32VDC  
Loading Voltage : 200 = 24~280VAC  
Control Type : DA = DC Control AC  
S = S.S.R

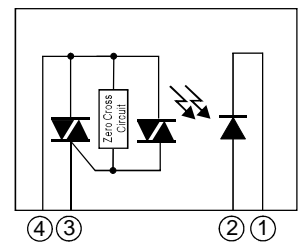
**Outline Dimensions(Unit : mm)**



**Characteristic Curves**



**Equivalent Circuit**



- 1. Input Circuit
- 2. Zero-Crossing Circuit
- 3. Output Circuit
- 4. Protect Circuit