


SAA SERIES SOLID STATE RELAY

SAA-200K002S-2Z
SAA-200K004S-2Z
SAA-200K006S-2Z

AC Control AC Loading S.S.R



Specifications

MODEL SERIES NO.	CONTROL VOLTAGE	MUST TURN OFF VOLTAGE	INPUT IMPEDANCE	LOADING CURRENT	LOADING VOLTAGE	MIN BLOCKING VOLTAGE	MAX OFF-STATE LEAKAGE	FREQUENCY RANGE	MAX 1-CYCLE PEAK SURGE
SAA-200K002S-2Z	80 ~ 280 VAC	MAX 1.0 VDC	1.5 KΩ	2A	24 ~ 280VAC	600VAC	LESS 5 mA	47-70HZ	30A
SAA-200K004S-2Z	80 ~ 280 VAC	MAX 1.0 VDC	1.5 KΩ	4A	24 ~ 280VAC	600VAC	LESS 5 mA	47-70HZ	50A
SAA-200K006S-2Z	80 ~ 280 VAC	MAX 1.0 VDC	1.5 KΩ	6A	24 ~ 280VAC	600VAC	LESS 5 mA	47-70HZ	60A

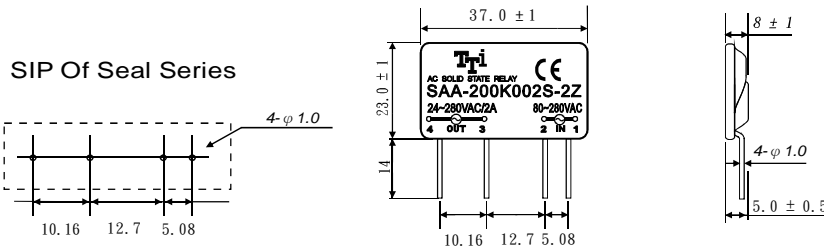
MODEL SERIES NO.	MAX OFF STATE dv/dt	MAX ON-STATE VOLTAGE DROP	ISOLATE IMPEDENCE	DIELECTRIC STRENGTH INPUT-OUTPUT	DIELECTRIC STRENGTH INPUT-OUTPUT-CASE	TURN ON TIME	TURN OFF TIME	CAPACITANCE IN-OUT	WEIGHT (g)
SAA-200K002S-2Z	100 V/μ sec	1.5Vrms	10 ⁹ Ω	4000 VACrms	—	LESS 2 msec	LESS 1/2 AC CYCLE	LESS 15 PF	10 g
SAA-200K004S-2Z	100 V/μ sec	1.5Vrms	10 ⁹ Ω	4000 VACrms	—	LESS 2 msec	LESS 1/2 AC CYCLE	LESS 15 PF	12 g
SAA-200K006S-2Z	100 V/μ sec	2.0Vrms	10 ⁹ Ω	4000 VACrms	—	LESS 2 msec	LESS 1/2 AC CYCLE	LESS 15 PF	12 g

PARTS NO.

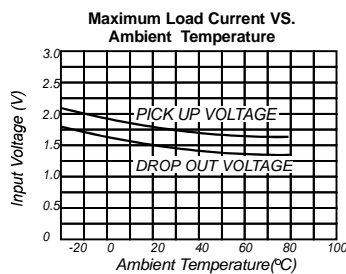
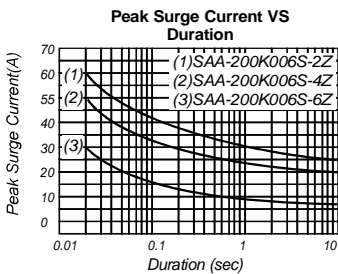
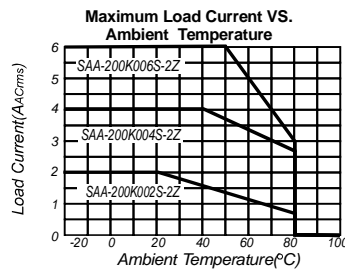
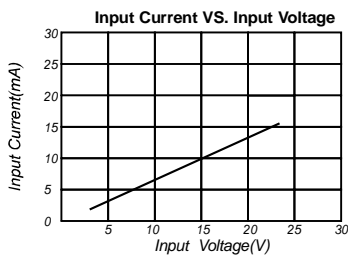
SAA-200K002S-2Z

- Switching Type : Z = Zero Crossing
- Packing : 2 = SIP Of Seal Type
- Phase : S = Single Phase
- Loading Current : 002 = 2A, 004 = 4A, 006 = 6A
- Control Voltage : K = 80~280VAC
- Loading Voltage : 200 = 24~280VAC
- Control Type : AA = AC Control AC
- S = S.S.R

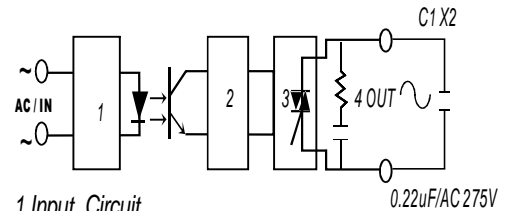
Outline Dimensions (Unit : mm)



Characteristic Curves



Equivalent Circuit



Attention

In order to be in compliance with the EMC Directive an additional X2 capacitor at the output is required if the SSR is operated as single component. In case the SSR is incorporated in an appliance the existing EMI filter may provide the required EMI suppression. The X2 capacitor must be placed as close as possible to the output TERMINAL. See also above