




MINIATURE HEAVY-DUTY RELAYS

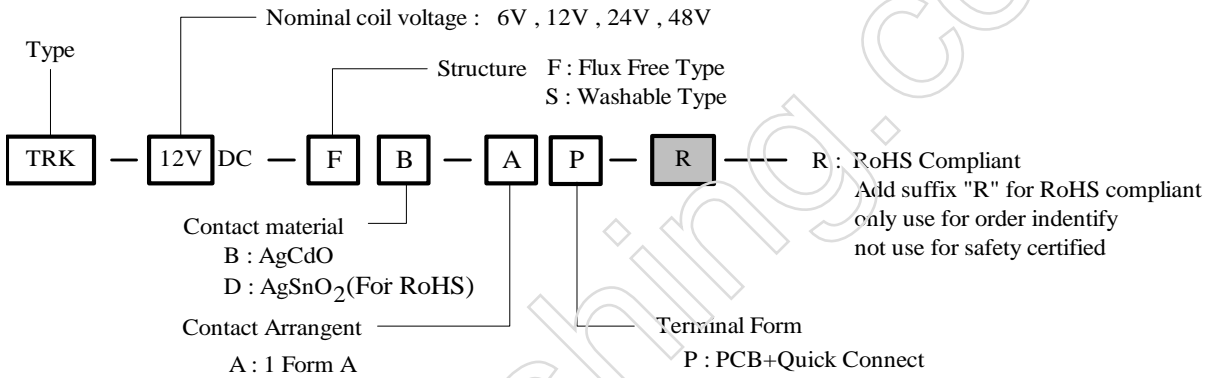
- 20A switching capability.
- SPST-NO configuration.
- Withstand inrush current of 60A.
- Creeped Distance more than 8mm.
- PCB & QCT Terminal.
- UL & cUL recognized.



APPLICATIONS

- Aircondit compressor and Heater control use.
- Fax Machine; Equipment, Lamp and Motor control.
- Microwave over Magnetron control, etc.

ORDERING INFORMATION



DIMENSION(unit:mm)

DRILLING(unit:mm)

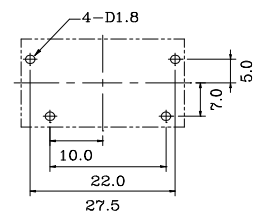
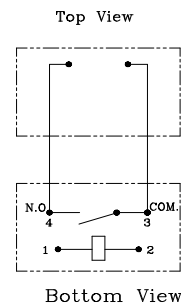
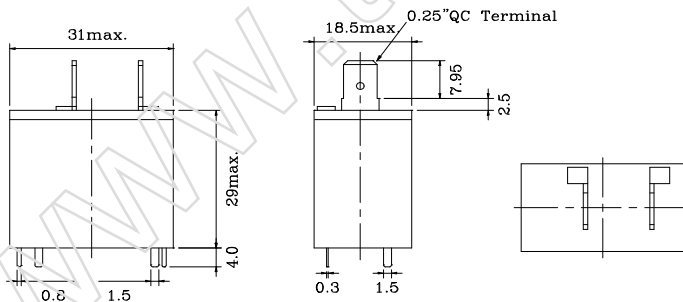
WIRING DIAGRAM

TRK

Outline

Wiring Diagram

PC Board Layout




COIL DATA CHART (AT20°C)

Coil Sensitivity	Nominal Voltage (VDC)	Nominal Current (mA)	Coil Resistance Ω ($\pm 10\%$)	Power Consumption (W)	Pick-Up Voltage (VDC)	Drop-Out Voltage (VDC)	Max-Allowable Voltage (VDC)
TRK	6	150	40	Approx. 0.9W	70% Max.	10% Min.	130% Max.
	12	75	160				
	24	37.5	640				
	48	18.75	2560				

CONTACT RATING

Item	Type	TRK (1 FORM A)
Contact Rating		
Resistive		20A 220VAC
Motor		1.5HP 250VAC ($\cos\Phi=0.45$)
Switching Voltage (Max.)		250VAC
Switching Current (Max.)		25A
Switching Capacity (Max.)		4400VA / 600W
Initial Contact Resistance		50m Ω (at 1A/24VDC)
Contact Material		Ag Alloy

USEFUL CURVES



PERFORMANCE (at initial value)

Item	Type	TRK
Contact Resistance or Voltage drop		50m Ω Max.
Operation Time		15 ms
Release Time		10 ms
Dielectric Strength		
Between Coil and Contacts		2000VAC 50Hz 1minute
Between Open Contact		1000VAC 50Hz 1minute
Insulation Resistance		1000M Ω at 500VDC
Ambient Temperature		-40 to +70°C
Humidity		20 to 85%
Vibration		10 to 55Hz Double Amplitude 1.5mm
Shock		
Functional		100 m/s ² 11ms
Endurance		1000 m/s ² 11ms
Life Expectancy		
Mechanically		500,000OPS. Min. (no load)
Electrically		Resistive : 20A 220VAC 100,000 (OPS) Motor : 1HP 250VAC 100,000 (OPS)
Weight		Approx. 40g
UL & cUL		E156406

This datasheet for reference and subject to change without notice. Please double check final specification with Tai-Shing.