


TRC

MAIN FEATURES

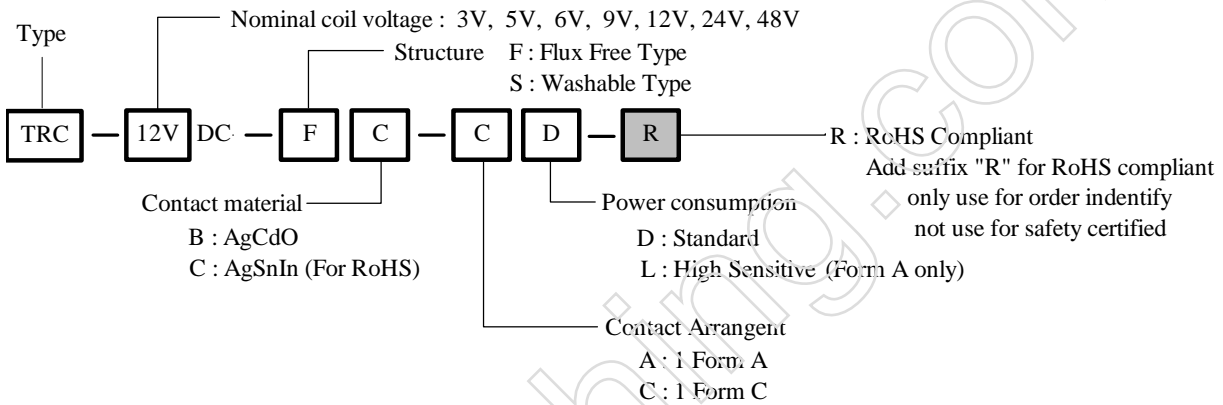
- Smallest size (10.2 × 18.2 × 15.0 mm) at 10A switching capacity relay for high density P.C. board mounting technique.
- 1A and 1C contact form available.
- Surge resistiveness of 5000V on series relays.
- Selection of plastic insulation material for high temperature and better chemical solution performance.
- UL、CSA and TUV recognized.



APPLICATIONS

- Domestic appliance, office machine, audio equipment, automobile, etc.

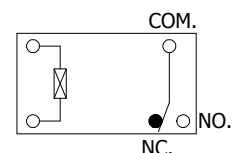
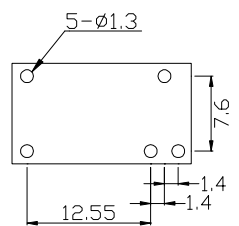
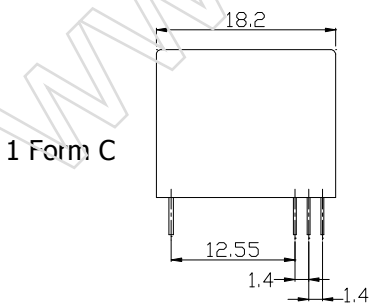
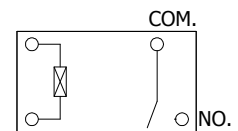
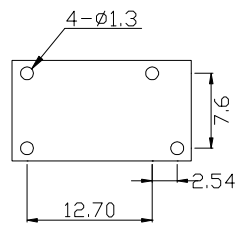
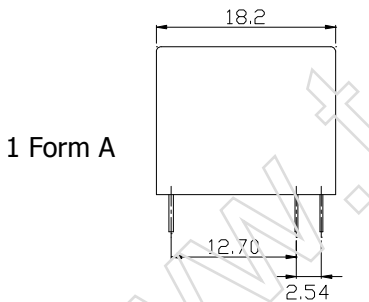
ORDERING INFORMATION



DIMENSION (unit:mm)

DRILLING (unit:mm)

WIRING DIAGRAM



COIL DATA CHART (AT20°C)

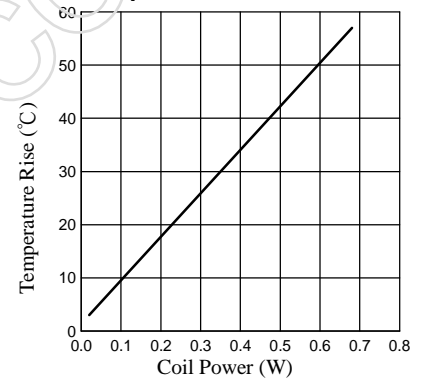
Coil Sensitivity	Nominal Coil Voltage (VDC)	Nominal Current (mA)	Coil Resistance (Ω) $\pm 10\%$	Power Consumption (W)	Pull-In Voltage (VDC)	Drop-Out Voltage (VDC)	Max-Allowable Voltage (VDC)
TRC-L (High Sensitivity)	3	67	45	abt. 0.2W	75% Max.	5% Min.	130% Max.
	5	40	125				
	6	33.3	180				
	9	22.5	400				
	12	16.7	720				
TRC-D (Standard)	24	8.16	2800	abt. 0.45W	75% Max.	5% Min.	120% Max.
	3	150	20				
	5	91	55				
	6	75	80				
	9	50	180				
	12	37.5	320				
24	18.8	1280					
48	9.4	5100					

CONTACT RATING

Item	Type	TRC
Contact Capacity		
Resistive Load (cos Φ =1)		10A 120VAC / 28VDC (UL), 5A 240VAC / 28VDC (TUV)
Rated Carrying Current		10A
Max. Allowable Voltage		265VAC / 30VDC
Max. Allowable Current		10A
Max. Allowable Power Force		1200VA / 280W
Referenced Min. Applicable Load		5VDC / 10mA
Contact Material		Ag Alloy

REFERENCE DATA

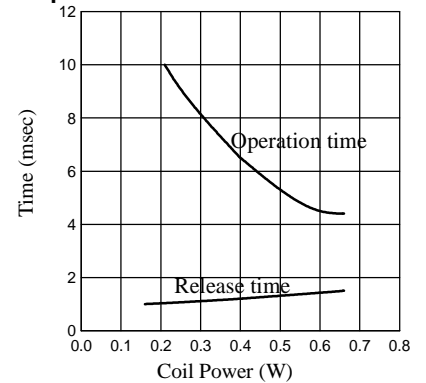
Coil Temperature Rise



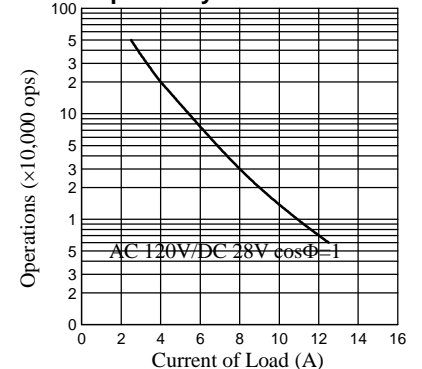
PERFORMANCE (at initial value)

Item	Type	TRC	
		1 Form C	1 Form A
Contact Resistance		100m Ω Max.	
Operation Time		10msec Max.	
Release Time		4msec Max.	
Dielectric Strength	Between coil & contact	2800VAC 1 min	3500VAC 1min
	Between contacts	750VAC 1 min	
Surge Resistiveness		5000V	
Insulation Resistance		100 M Ω Min. (500VDC)	
Max. ON/OFF Switching	Mechanically	300 operation/min	
	Electrically	30 operation/min	
Operating Ambient Temperature		-30°C to +60°C	
Operating Humidity		45 to 85% RH	
Coil Temperature Rise		40 deg. Max. (at rated coil voltage)	
Vibration	Endurance	10 to 55HZ Double Amplitude 1.5mm	
	Error Operation	10 to 55HZ Double Amplitude 1.5mm	
Shock	Endurance	100G Min.	
	Error Operation	10G Min.	
Life Expectancy	Mechanically	10 \times 10 ⁶ ops. Min. (no load)	
	Electrically	10 \times 10 ⁴ ops. Min. (at rated coil voltage)	
Weight		abt. 6grs.	
UL		E156521	
CSA		LR102317	
TUV		R50062360	

Operation Time



Life Expectancy



This datasheet for reference and subject to change without notice. Please double check final specification with Tai-Shing.